

Standard Internal Hex

Spiral and Straight Implant Systems

The Perfect Recipe for Success




Touareg™ - OS

Spiral Implants
OsseoFix™ Surface



Touareg™ - S

Spiral Implants



Swell™

Straight Implants



ABOUT ADIN

ADIN Dental Implant Systems Ltd., designs, manufactures and markets state of the art, technologically advanced dental implants solutions. For over 20 years, ADIN has provided dentists and dental technicians with innovative solutions and advanced knowledge into the field of Implant Dentistry. Located in Northern Israel, The ADIN group employs over 150 employees, each one playing a significant role in ADIN's growing success. ADIN highly values each hard working employee and attributes its growing success to their continuous dedication.

Over the years, ADIN has continuously focused on advancing its highly professional research and development team to ensure the production of technologically advanced high quality products. ADIN has also worked closely with the industry's leading dental professionals, surgeons, technicians, in both private and public sectors, along with dental schools in leading universities in order to provide customers with the most current, up-to-date industry knowledge and information.

ADIN prides itself on providing excellent customer service, constant customer communication and availability to provide continuous excellent implantology solutions, from the simplest restorative case to the most complex surgical case.

ADIN's commitment to education today reflects on a better future and improving overall customer satisfaction. ADIN highly values continuous education, offering customers new research opportunities to explore and review new ideas in the field of Implantology.

Currently, ADIN is running a prospective multi-center study to validate the survival rates, bone remodeling, and soft tissue maintenance of all dental implant systems.

With high quality implants, great customer service and a leading research and development team, ADIN is the perfect recipe for success.

TOUAREG™-OS

Spiral Implants with OsseoFix™ Surface

OsseoFix™ Pure Titanium Surface Treatment

ADIN Dental Implant Systems has developed a highly successful implant surface treatment, OsseoFix™.

OsseoFix™ is a pure titanium implant surface that uses calcium phosphate, a biocompatible resorbable blast media (RBM), that is debris free and has proven to achieve the desired roughness levels needed for optimal osseointegration and attain highest implant surface purity levels. The chemical composition of the OsseoFix™ surface is enriched with Calcium, Phosphor and Oxygen. **The OsseoFix™ is biocompatible and osseoconductive.**

ADVANTAGES:

- Biocompatible resorbable material creating a pure and clean surface texture
- Faster healing process
- Increases optimal osseointegration
- Increases long term success

The Touareg™-OS Spiral Implant is a tapered implant with a spiral tap that condenses the bone during implant placement for immediate stability. It has two large variable threads and a tapered design for accurate implant placement, self drilling, improved esthetics and better load distribution.

The Touareg™-OS unique design allows immediate function for all bone types.

Note: The prosthetic connection of this implant system is a standard internal hex 3.5mmD for all implants regardless of the diameter.

- Double lead threads (2x1.2mm)
- High primary stability, also in Type IV bone
- Bone-condensing property
- Self-drilling and self-cutting
- Redirecting capability for optimal placement
- Built-in platform switching
- Minimally invasive surgery
- Immediate function capability
- Single restorative/prosthetic platform for easy restoration

* The collar of the 4.2mmD up to 6.0mmD implants is back beveled.


Drill Sequence

	BONE TYPE D-IV	BONE TYPE D-II-III	BONE TYPE D-I
3.5mmD	1. Tri-Step *	1. Tri-Step *	1. Tri-Step *
3.75mmD		2. (3.2)	2. 3.2
4.2mmD	1. Tri-Step * 2. (3.6)	1. Tri-Step * 2. (3.6)	1. Tri-Step * 2. 3.6
5.0mmD	1. Tri-Step * 2. 3.6 3. (4.2)	1. Tri-Step * 2. 3.6 3. 4.2 4. (4.6)	1. Tri-Step * 2. 3.6 3. 4.2 4. 4.6
6.0mmD	1. Tri-Step * 2. 3.6 3. 4.2 4. (5.2)	1. Tri-Step * 2. 3.6 3. 4.2 4. 5.2 5. (5.6)	1. Tri-Step * 2. 3.6 3. 4.2 4. 5.2 5. 5.6

Note: (x.xx) drill to the depth of the cortex only. All Measurements are in mm.

⚠ CAUTION: The drill preparation is up to 1mm longer than the implants.

*For initial drilling, you may use 2, 2.8 and 3.2 drills in sequence instead of the Tri-Step drill.



Touareg™-OS Product Specifications

	L-6 mm	L-8 mm	L-10 mm	L-11.5 mm	L-13 mm	L-16 mm	L-18 mm
3.5mmD			ISF 1035	ISF 1135	ISF 1335	ISF 1635	ISF 1835
3.75mmD		ISF 0838	IISF 1038	ISF 1138	ISF 1338	ISF 1638	ISF 1838
4.2mmD	ISF 0642	ISF 0842	ISF 1042	ISF 1142	ISF 1342	ISF 1642	ISF 1842
5.0mmD	ISF 0650	ISF 0850	ISF 1050	ISF 1150	ISF 1350	ISF 1650	
6.0mmD	ISF 0660	ISF 0860	ISF 1060	ISF 1160	ISF 1360		

TOUAREG™-S

Spiral Implants

The Touareg™-S Spiral Implant is a tapered implant with a spiral tap that condenses the bone during placement for immediate stability.

It has two large variable threads and a tapered design for accurate implant placement, self drilling, improved esthetics and better load distribution.

The Touareg™-S features a special round shaped apex that pushes the bone graft with minimal harm to anatomic structures.

The Touareg™-S is very user-friendly and its unique design allows for immediate function for all bone types.

- Double lead threads (2x1.2mm)
- High primary stability, also in Type IV bone
- Bone-condensing property
- Self-drilling and self-cutting
- Redirecting capability for optimal placement
- Built-in platform switching
- Minimally invasive surgery
- Immediate function capability
- Single restorative /prosthetic platform for easy restoration

Note: The prosthetic connection of this implant system is a standard internal hex 3.5mmD for all implants regardless of the diameter.

AB/AE Surface- Alumina Oxide Blasted/Acid Etched

Drill Sequence

	BONE TYPE D-IV	BONE TYPE D-II-III	BONE TYPE D-I
3.5mmD 3.75mmD	1. Tri-Step *	1. Tri-Step * 2. (3.2)	1. Tri-Step * 2. 3.2
4.2mmD	1. Tri-Step * 2. (3.6)	1. Tri-Step * 2. (3.6)	1. Tri-Step * 2. 3.6
5.0mmD	1. Tri-Step * 2. 3.6 3. (4.2)	1. Tri-Step * 2. 3.6 3. 4.2 4. (4.6)	1. Tri-Step * 2. 3.6 3. 4.2 4. 4.6
6.0mmD	1. Tri-Step * 2. 3.6 3. 4.2 4. (5.2)	1. Tri-Step * 2. 3.6 3. 4.2 4. 5.2 5. (5.6)	1. Tri-Step * 2. 3.6 3. 4.2 4. 5.2 5. 5.6

Note: (x.xx) drill to the depth of the cortex only. All Measurements are in mm.


⚠ CAUTION: The drill preparation is up to 1mm longer than the implants.

*For initial drilling, you may use 2, 2.8 and 3.2 drills in sequence instead of the Tri-Step drill.



Touareg™-S Product Specifications

	L-6 mm	L-8 mm	L-10 mm	L-11.5 mm	L-13 mm	L-16 mm	L-18 mm
3.5mmD			ISPS 1035	ISPS 1135	ISPS 1335	ISPS 1635	ISPS 1835
3.75mmD		ISPS 0838	ISPS 1038	ISPS 1138	ISPS 1338	ISPS 1638	ISPS 1838
4.2mmD	ISPS 0642	ISPS 0842	ISPS 1042	ISPS 1142	ISPS 1342	ISPS 1642	ISPS 1842
5.0mmD	ISPS 0650	ISPS 0850	ISPS 1050	ISPS 1150	ISPS 1350	ISPS 1650	
6.0mmD	ISPS 0660	ISPS 0860	ISPS 1060	ISPS 1160	ISPS1360		



The Swell™ is a straight, parallel-walled, slightly tapered implant with V-shaped thread design. Its unique design allows for extremely accurate positioning for improved esthetics and better load distribution.

- Double lead thread (2x0.6mm)
- Self - tapping
- Single restorative/prosthetic platform for easy restoration

Note: The prosthetic connection of this implant system is a standard internal hex 3.5mmD for all implants regardless of the diameter.

AB/AE Surface- Alumina Oxide Blasted/Acid Etched

Drill Sequence

	BONE TYPE D-IV	BONE TYPE D-II-III	BONE TYPE D-I
3.3mmD	1. 2.0 2. (2.8) 3. (3.2)	1. 2.0 2. (2.8) 3. (3.2)	1. Tri-Step *
3.75mmD	1. Tri-Step *	1. Tri-Step * 2. (3.2)	1. Tri-Step * 2. (3.2)
4.2mmD	1. Tri-Step * 2. 3.2	1. Tri-Step * 2. 3.2 3. 3.6	1. Tri-Step * 2. 3.2 3. 3.6
5.0mmD	1. Tri-Step * 2. 3.2 3. 3.6	1. Tri-Step * 3. 3.6 4. (4.2)	1. Tri-Step * 2. 3.2 3. 3.6 4. 4.2
6.0mmD	1. Tri-Step * 2. 3.2 3. 3.6 4. 4.2 5. (5.2)	1. Tri-Step *2. 3.2 3. 3.6 4. 4.2 5. 5.2 6. (5.6)	1. Tri-Step * 2. 3.2 3. 3.6 4. 4.2 5. 5.2 6. 5.6

Note: (x.xx) drill to the depth of the cortex only. All Measurements are in mm.

⚠ CAUTION: The drill preparation is up to 1mm longer than the implants.

*For initial drilling, you may use 2, 2.8 and 3.2 drills in sequence instead of the Tri-Step drill.



Swell™ Product Specifications

	L-6.25mm	L- 8mm	L-10 mm	L-11.5 mm	L-13 mm	L-16 mm	L-18 mm
3.3mmD			ID 1033	ID 1133	ID 1333	ID 1633	ID 1833
3.75mmD		ID 0838	ID 1038	ID 1138	ID 1338	ID 1638	ID 1838
4.2mmD	ID 0642	ID 0842	ID 1042	ID 1142	ID 1342	ID 1642	ID 1842
5.0mmD	ID 0650	ID 0850	ID 1050	ID 1150	ID 1350	ID 1650	
6.0mmD	ID 0660	ID 0860	ID 1060	ID 1160	ID 1360		



TMA™

Trans Mucosal Abutments System

Multi-Unit Angled and Straight Abutment System for Screw Retained Restoration. ADIN's Trans Mucosal Abutment System (TMA) is indicated for multiple-unit, screw-retained restorations. It may also be used in combination with an implant level framework design where not all implants benefit from Trans Mucosal Abutments. The system is used to elevate seating platform of restoration when restoration at implant level is not indicated or practical due to the depth or angle of the implant. The Trans Mucosal Abutment System is designed to allow better prosthetics access when using diverging angled implants to accommodate full and partial edentulous arches, especially when using Tilted Implants and All on Four / Six technique for full arch restoration. The TMA abutment system is available in straight and angled (17° and 30°), engaging the internal hex for indexing, with a selection of collar heights.

Abutments are delivered with handles for simple handling.



Trans Mucosal Abutment Product Assortments:

(The full components list can be found in ADIN's product catalog)

► Standard Internal Hex Connection - RS

Straight



RS 3731
1mm

RS 3732
2mm

RS 3733
3mm

Angled



RS 3734
L=2mm
17°

RS 735
L=3mm
30°

RS 3737
L=3mm
17°

RS 3738
L=4mm
30°

Temporary Coping
TMA Titanium

Plastic Casting Sleeve
for TMA

TMA Abutment
Replica

TMA Healing Cap

TMA Impression Coping
Open Tray

TMA Impression Coping
Closed Tray



Torque Driver for
Ratchet-Long

Torque Driver for
Ratchet-Short

TMA Driver for
Hand Piece-Short

TMA Driver for
Hand Piece-Long

Star Hand Driver
Long

Star Hand Driver
Short



Note: Abutments and Impression Copings are packed with their compatible retaining/prosthetic screw.

TMA™

Trans Mucosal Abutments System

► Healing Abutments

Cover Screw



RS 3435

Healing Abutments



RS 3022
2mm



RS 3023
3mm



RS 3024
4mm



RS 3025
5mm

Open Tray Transfer



RS 5610
12mm



RS 3424

Closed Tray Transfer



RS 5512



RS 3427

Analogue



RS 5737

► Cement Retained

Titanium Abutments



RS 3800
0mm



RS 3801
1mm



RS 3802
2mm



RS 3803
3mm



RS 3804
4mm

Prosthetic Screw



RS 3400

Angulated Titanium Abutments



RS 4015



RS 4025

Esthetic Angulated Titanium Abutments



RS 4115



RS 4117



RS 4119

Prosthetic Screw



RS 3480

Zirconium Abutments



ZA 0005



ZA 0007

Gold/Titanium Plastic Abutments



RS 3095



RS 3097



RS 3090

Ball Attachments



RS 2862



RS 2863

Note: Abutments and Impression Copings are packed with their compatible retaining / prosthetic screw.



www.adin-implants.com

MKT-BTI-EN-0713-R3

ADIN products meet and exceed the highest standards set by the FDA and other regulatory agencies. All ADIN products are CE-marked in accordance with the Council Directive 93/42/EEC. ADIN Dental Implant Systems Ltd. complies with ISO13485:2003 and the Canadian Medical Devices Conformity Assessment System (CMDCAS). Some products may not be regulatory cleared/released for sale in all markets and not all may have been licensed in accordance with Canadian law. Please contact the local ADIN sales office for current product assortment and availability.



Industrial Zone Alon Tavor POB 1128
Afula 1811101, Israel

T. +972-4-6426-732
F. +972-4-6426-733

info@adin-implants.com
EC REP Adin Europe GmbH
Siemandsstraße 10 DE - 78564 Wehingen



0 4 7 3